


## BOWL.COM / SMART LOGIN

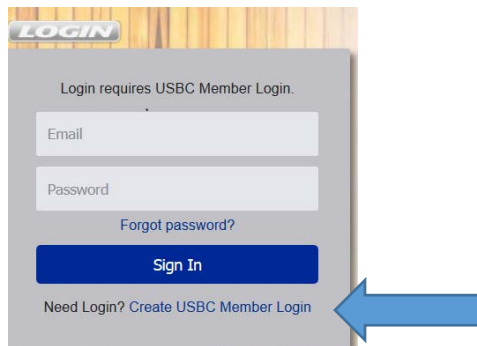
If you have **never** logged into bowl.com or SMART

You will be creating a BOWL.com/SMART account. The same username and password works for both.


To create a login go to [www.BOWL.com](http://www.BOWL.com) and select the LOGIN button located in the upper-right corner of the page.



Select "Create USBC Member Login" and type in your USBC Member ID number and birthdate.



Here you create your USBC Member Login.

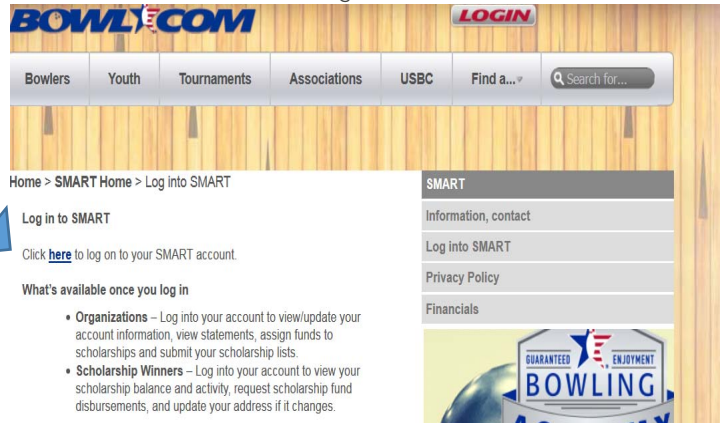


If you do not know your USBC Member ID number, select "Forgot Member ID" and you will be directed to bowl.com USBC Member Lookup where you can put in your name and zip code. Select the ID number and that will get you back to Create USBC Member Login, where you can add your birthday and complete registration.

You can now create a login. The username must be an email address and the email address cannot be used for more than one USBC Member ID's.



Once you have a username and password go to [www.BOWL.com/smart](http://www.BOWL.com/smart) and select "Log into SMART"



You can now enter your new username and password to access SMART. If you do not have a SMART account you will receive "Only authorized users in the SMART Program may access the SMART Portal." If you believe this is in error, contact [smart@bowl.com](mailto:smart@bowl.com) for assistance.

Once you have successfully logged in check your contact information to ensure its accuracy. Go to the SMART Program at the top of the page and select Personal Profile. You can edit everything, with the exception of name, birth dates and graduation dates for recipients.

If a name, birth or graduation date is incorrect email [smart@bowl.com](mailto:smart@bowl.com) and we will make the correction.